
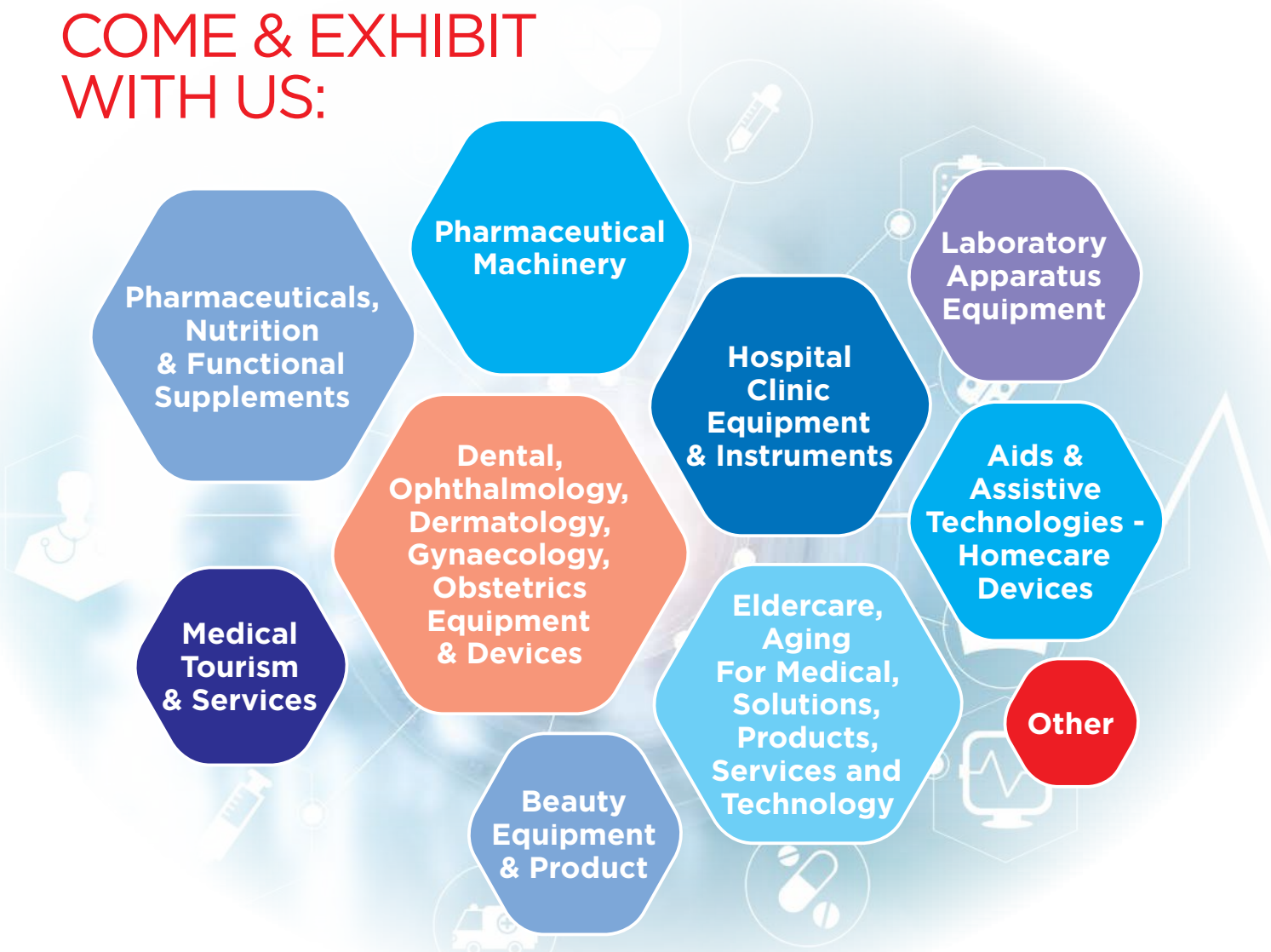


# COME & EXHIBIT WITH US:



## SECURE YOUR STAND LOCATION

### \* FLOOR SPACE ONLY:

- + Size (Minimum): 3m x 6m
- + Raw space only, Exhibitors make their own stand's design & construction (Stand's design needs to receive confirmation from the Organizer).
- Utilities and additional services can be requested at an additional charge (management fee, construction deposit, electricity, etc.)

### \* BOOTH PACKAGES:

- + Size: 3mx3m
- + Package: Banner with exhibition logo (1m x 3m), Fascia name, 1 round table, 1 information counter, 3 folding chairs, 2 fluorescent tubes, 1 waste basket, 1 power socket (220V/5A), Floor carpet.

## CONTACT US FOR YOUR STAND NOW!



**ADPEX JOINT STOCK COMPANY**  
**HO CHI MINH CITY:** Rm. G3, FOSCO Building  
 No. 6 Phung Khac Khoan Str., Da Kao Ward, Dist. 1  
 Ho Chi Minh City, Vietnam  
**Tel:** +84 2838239052

**HANOI:** Rm. 310, No.142 Le Duan Str.,  
 Kham Thien Ward, Dong Da Dist., Hanoi, Vietnam  
**Tel:** +84 2435162063

**Facebook:** Pharmed & Healthcare Vietnam  
**Email:** pharmed@pharmed.vn / adpex@adpex.vn  
**Website:** www.pharmed.vn / www.adpex.vn



**ASSOCIATION BUSINESS PHARMACEUTICAL VIETNAM**  
 5 Floor, 12 Ngo Tat To Str., Dong Da Dist., Ha Noi, Vietnam  
**Tel:** +84 24 3846 5223  
**Email:** office@vnpc.org.vn  
**Website:** www.vnpca.org.vn



**INVESTMENT AND TRADE PROMOTION CENTRE**  
 51 Dinh Tien Hoang Str., Da Kao Ward, Dist. 1  
 Ho Chi Minh City, Vietnam  
**Tel:** 028 39104565  
**Email:** trade@itpc.gov.vn  
**Website:** www.itpc.gov.vn




**VIETNAM MEDICAL PRODUCTS IMPORT - EXPORT JSC**  
 138 B Giang Vo Str., Ba Dinh Str., Ha Noi, Vietnam  
**Tel:** +84 24 3844 3462  
**Email:** vimehanoi@vnn.vn  
**Website:** www.vimedimex.com



**HO CHI MINH CITY MEDICAL DEVICE ASSOCIATION**  
 38 Ho Bieu Chanh, Dist. 8, Ho Chi Minh City, Vietnam  
**Tel:** 028 39256423  
**Email:** vphoithietbiyte@gmail.com  
**Website:** https://www.hoithietbiyettephcm.com/

## FOREIGN PARTNERS:



**PHARMEDI2021**

PHARMED &  
HEALTHCARE  
VIETNAM

DESTINATION TO MEET  
POTENTIAL CLIENTS  
AND EXPAND BRAND REACH

HYBRID EDITION

Virtual Date: **15/9 - 15/10/2021**

Onsite Date: **22 - 25/09/2021**

SECC - 799 Nguyen Van Linh, Dist. 7  
Ho Chi Minh City



Support and Sponsorship:



Organisers:



**Pharmed & Healthcare Vietnam**


[www.pharmed.vn](http://www.pharmed.vn)





## VIETNAM'S HEALTHCARE LANDSCAPE

Vietnam's Government and Healthcare industry have achieved global recognition for their successful response to COVID-19. As Vietnam has achieved remarkable economic growth, demand for better quality healthcare services has correspondingly increased, shaped by a shifting demographic, epidemiological, and socioeconomic landscape. People in Vietnam are becoming more proactive in seeking and investing in preventative health and well-being due to improved health information access and knowledge of treatment and prevention, as well as rising living standards and income levels.



## MEDICAL DEVICES

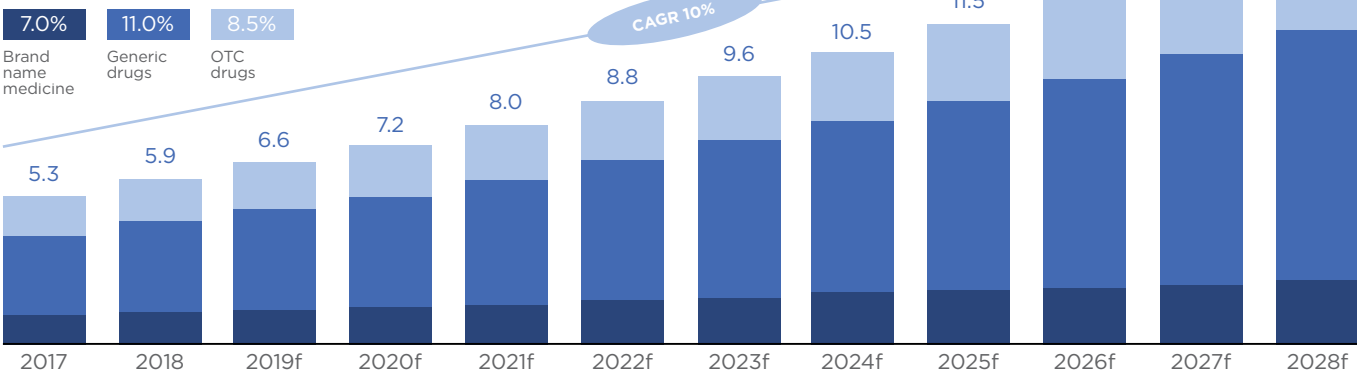
The high demand for better healthcare services is the key driver for investment in infrastructure and technology, including medical devices, at public and private healthcare facilities. The medical device market was valued at \$1.4 billion USD in 2019, making Vietnam the 9th largest market for medical devices in the Asia-Pacific region. Efforts from Vietnam's government to strengthen the regulatory framework for management of medical devices as well as moving towards synchronization of quality with ASEAN standards and international norms also support the positive outlook of the medical device sector. More than 90% of Vietnam's medical devices are imported. The U.S., Japan, Germany, China, and Singapore are the largest suppliers of medical devices, account for 55% of such imports.



## PHARMACEUTICAL MARKET

Vietnam's pharmaceutical market has undergone robust growth over the past decade. The pharmaceutical market was valued at approximately \$6.6 billion USD in 2019 and forecasted to grow 10% per year from 2017-2028. Pharmaceuticals make up a considerable proportion of healthcare expenditure, estimated at 38.1% of total healthcare spending in 2019. Pharmaceutical sales per capita is forecasted to nearly triple from 2017 to 2027, from \$55.4 USD in 2017 to \$131 USD in 2027. The rapidly expanding demand for pharmaceuticals is mainly driven by improved healthcare service accessibility, wider universal healthcare coverage, rising personal incomes, and better health awareness and management.

Pharmaceutical Sales in Vietnam  
(in \$ billion USD)



## VISITOR OVERVIEW



> 8,889 joined Pharmedi 2019 from local and foreign regions



32 Nations & Territories

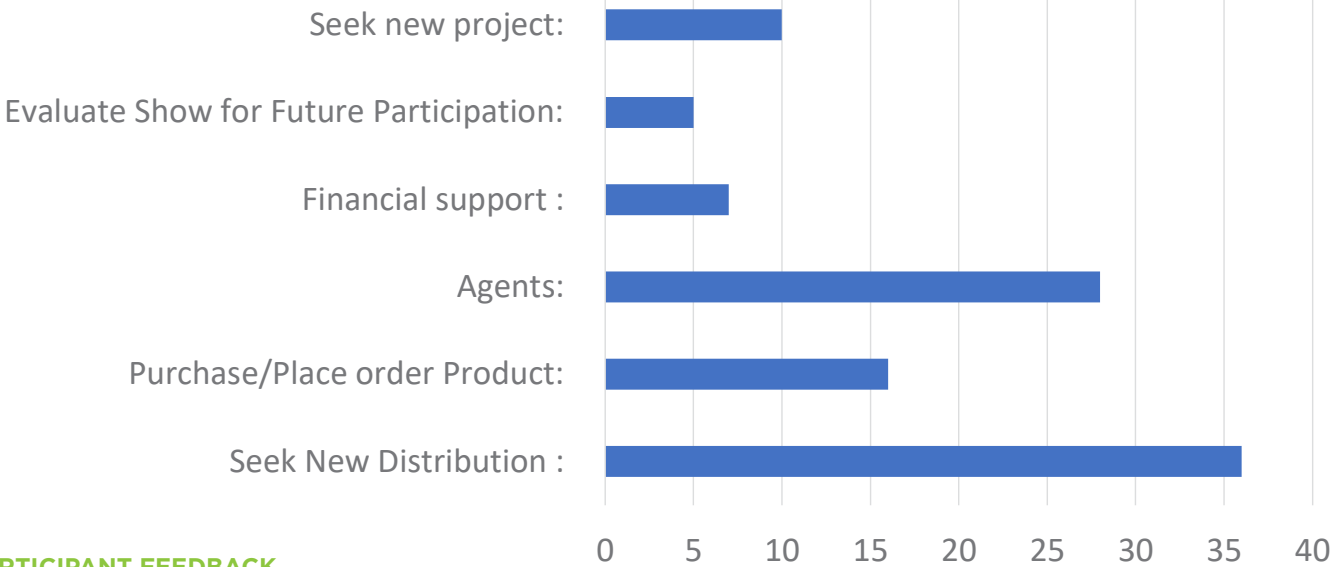


6% Than the last year's show analysis

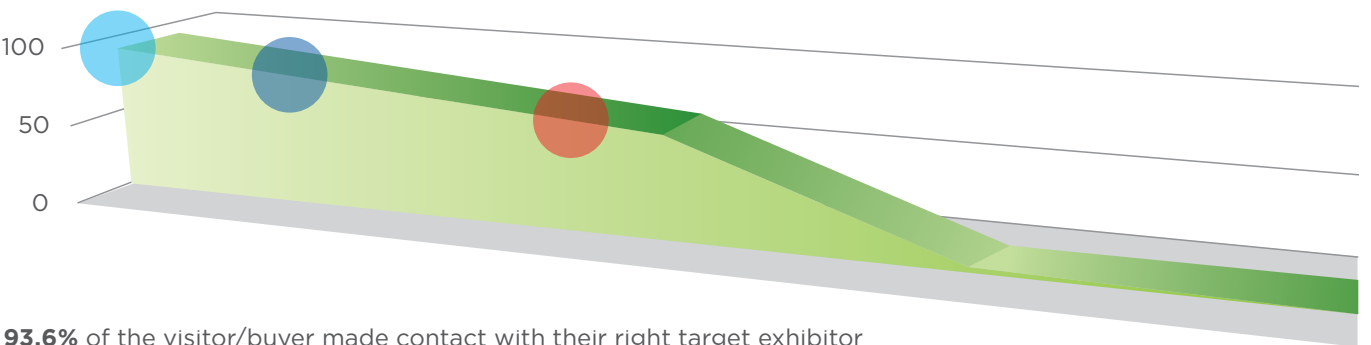
## BREAKDOWN BY REGION

32 Countries Represented \* Vietnamese visitors: 89% \* Asia Pacific 8% \* Europe 2% \* North America 1%

## BREAKDOWN BY OBJECTIVE



## PARTICIPANT FEEDBACK



93,6% of the visitor/buyer made contact with their right target exhibitor  
80,1% of the exhibitors were satisfied/very satisfied with their participation  
66,4% of the exhibitors said that they would definitely come back in Pharmedi 2021

## B2B STATISTICS

> 780 has been made meetings  
~ 1.489 Successfully agreements  
~ 2.120 Pre-Registrations through Fanpage & Website, Event site,...